

# Darling Point Society Survey 2020

## Contents

Introduction .....	2
Participants – Participating areas .....	3
Survey participants – Suburbs Distribution Chart.....	4
Combined Survey Questions – Results .....	5
Combined Survey Results – Community Concerns Chart .....	6
Survey Results - Community Activities.....	7
Survey participants – Community Activities Chart .....	8
Summary .....	9

# Darling Point Society Survey 2020

## Introduction

The Darling Point Society has completed a survey of the residents residing in Darling Point and surrounds. All participants resided in the Woollahra Municipal Council Area. The focus of the survey was in Rushcutters Bay and surrounds.

There was both an online and manual survey, distributed using the Darling Point Society website <http://www.darlingpointsociety.com.au> and a mail drop.

The survey was developed in conjunction with the Darling Point Society committee and external professional stakeholders.



# Darling Point Society Survey 2020

## Participants – Participating areas

The participants came from the following areas:

<i>Suburb</i>	<i>Participant numbers</i>	<i>Percentage</i>
<i>Darling Point</i>	<i>100</i>	<i>78.7%</i>
<i>Rushcutters Bay</i>	<i>7</i>	<i>5.5%</i>
<i>Elizabeth Bay</i>	<i>4</i>	<i>3.1%</i>
<i>Edgecliff</i>	<i>1</i>	<i>0.8%</i>
<i>Double Bay</i>	<i>10</i>	<i>7.8%</i>
<i>Vaucluse</i>	<i>1</i>	<i>0.8%</i>
<i>Woollahra</i>	<i>1</i>	<i>0.8%</i>
<i>Bellevue Hill</i>	<i>1</i>	<i>0.8%</i>
<i>Potts Point</i>	<i>1</i>	<i>0.8%</i>
<i>Paddington</i>	<i>1</i>	<i>0.8%</i>

The results were generated from 127 named and 2 anonymous individuals. 79% or 111 individuals were responded as residing in the affected suburb Darling Point. All the surrounding areas that responded were in the Woollahra Municipal Council area, except Potts Point and Elizabeth Bay.

Of note is that 9% or 11 respondents resided in the Rushcutters Bay and Elizabeth Bay area, adjacent to the proposed site of the Skate Park.

Outlying areas, such as Double Bay residents, 10 or 7.5 % responded to the survey. as well as Elizabeth Bay, 4 or 3%. The remaining areas represented 7 individuals or 5% of the survey respondents.

The population of Darling Point was documented as 4190 persons by the 2016 ABS survey. This means that a 2.5% of Darling Point and Rushcutters Bay responded. Of the 2833 persons presented with the survey 4.6% or 129 responded, 2 anonymously.

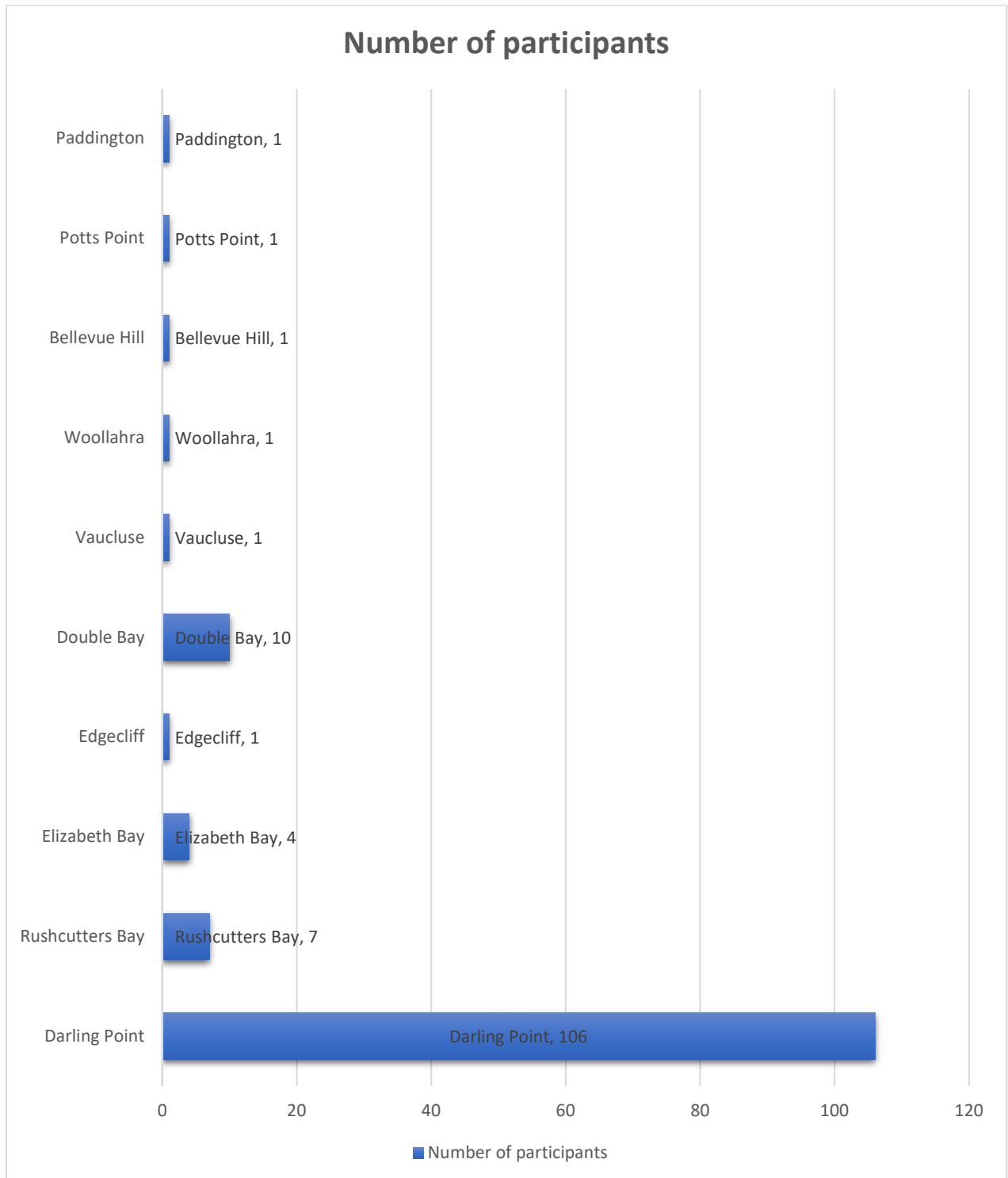
Of the areas not directly adjacent to the proposed Skate Park 16 responded and submitted results. That is a 12.6% proportion of the surveyed individuals.

The population information was sourced from the ABS website:

[https://quickstats.censusdata.abs.gov.au/census\\_services/getproduct/census/2016/quickstat/SSC11211](https://quickstats.censusdata.abs.gov.au/census_services/getproduct/census/2016/quickstat/SSC11211)

# Darling Point Society Survey 2020

## Survey participants – Suburbs Distribution Chart



# Darling Point Society Survey 2020

## Combined Survey Questions – Results

<i>Survey Question</i>	<i>Yes</i>	<i>No</i>	<i>N/A</i>
<i>Do you value Established Trees?</i>	125	4	0
<i>Are you opposed to the loss of green vistas in Rushcutters Bay Park?</i>	122	7	0
<i>Would you like a skate park in Rushcutters Bay?</i>	2	127	0
<i>Would you like a skate park in another place?</i>	70	57	2
<i>Do you feel safe in the Woollahra Municipality?</i>	113	5	11
<i>Are you happy with the level of Police protection in the Woollahra Municipality?</i>	30	0	0
<i>Have you seen drug dealing in Woollahra Municipality?</i>	25	102	2
<i>Do you think a Rushcutters Bay skate park would be a high-risk location?</i>	98	29	2

The survey included issues relating to the preservation of green space and the proposed skate park in Rushcutters Bay Park. The following results were collated:

**96.9%** of the surveyed individuals stated they valued the established trees, with **3.1%** not.

**96%** of the surveyed individuals stated they were opposed to the loss of green vistas in Rushcutters Bay Park, with **5.4%** not opposed.

**1.6%** of the surveyed individuals stated they would you like a skate park in Rushcutters Bay, **98%** did not.

**54%** of the surveyed individuals stated they would you like a skate park in another place, **44%** stated they would not. **1.6%** did not answer.

**87.6%** of the surveyed individuals stated they feel safe in the Woollahra Municipality, **3.9%** stated they did not. **8.5%** did not respond.

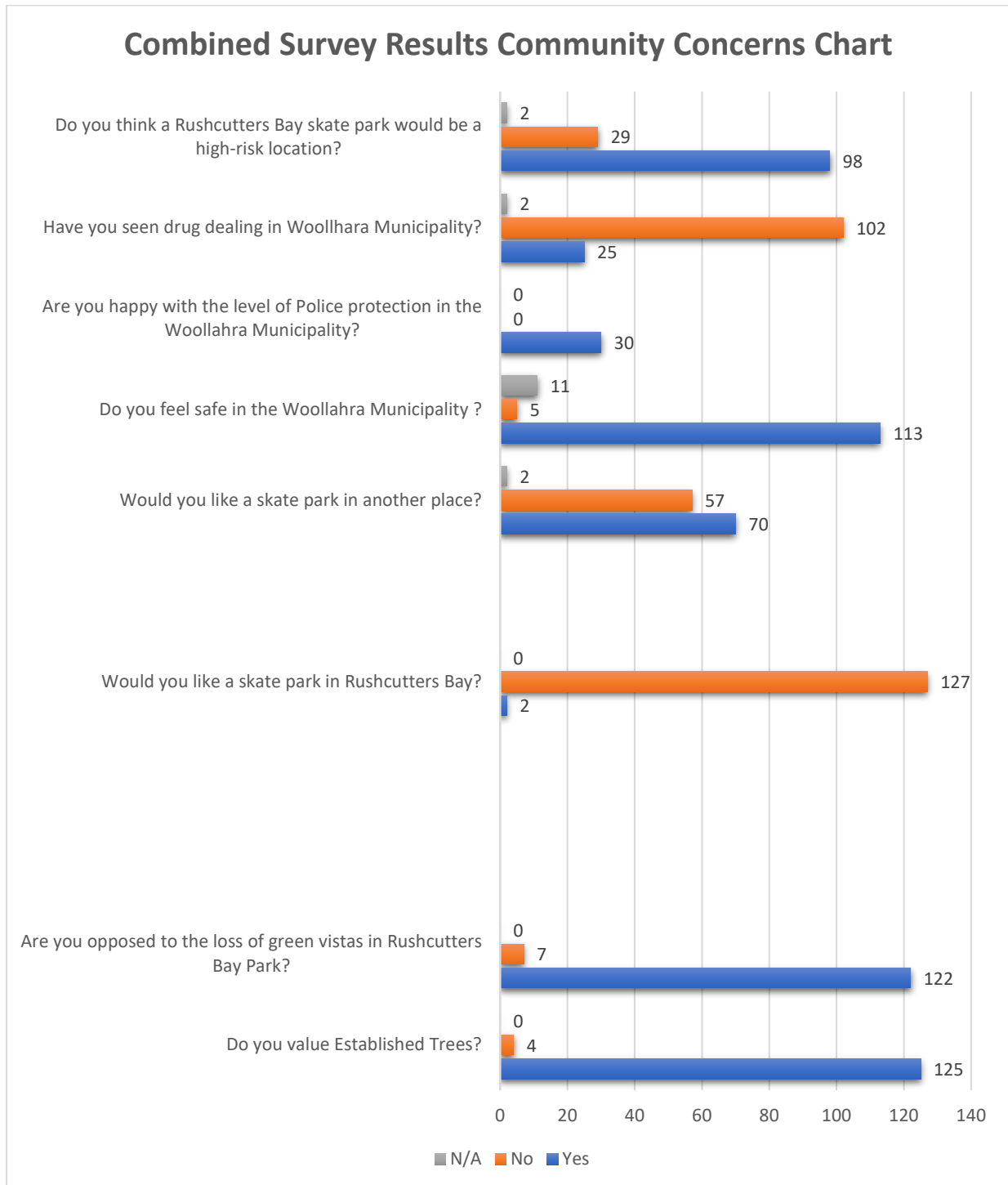
**23.2%** of the surveyed individuals stated they were happy with the level of Police protection in the Woollahra Municipality. Only those individuals surveyed responded to that survey question

**19.4%** of the surveyed individuals stated they had seen drug dealing in the Woollahra Municipality, **79%** stated they had not. **1.6%** did not answer.

**76%** of the surveyed individuals stated they think a Rushcutters Bay skate park would be a high-risk location, **22.5%** did not. **1.6%** did not answer.

# Darling Point Society Survey 2020

## Combined Survey Results – Community Concerns Chart



# Darling Point Society Survey 2020

## Survey Results- Community Activities

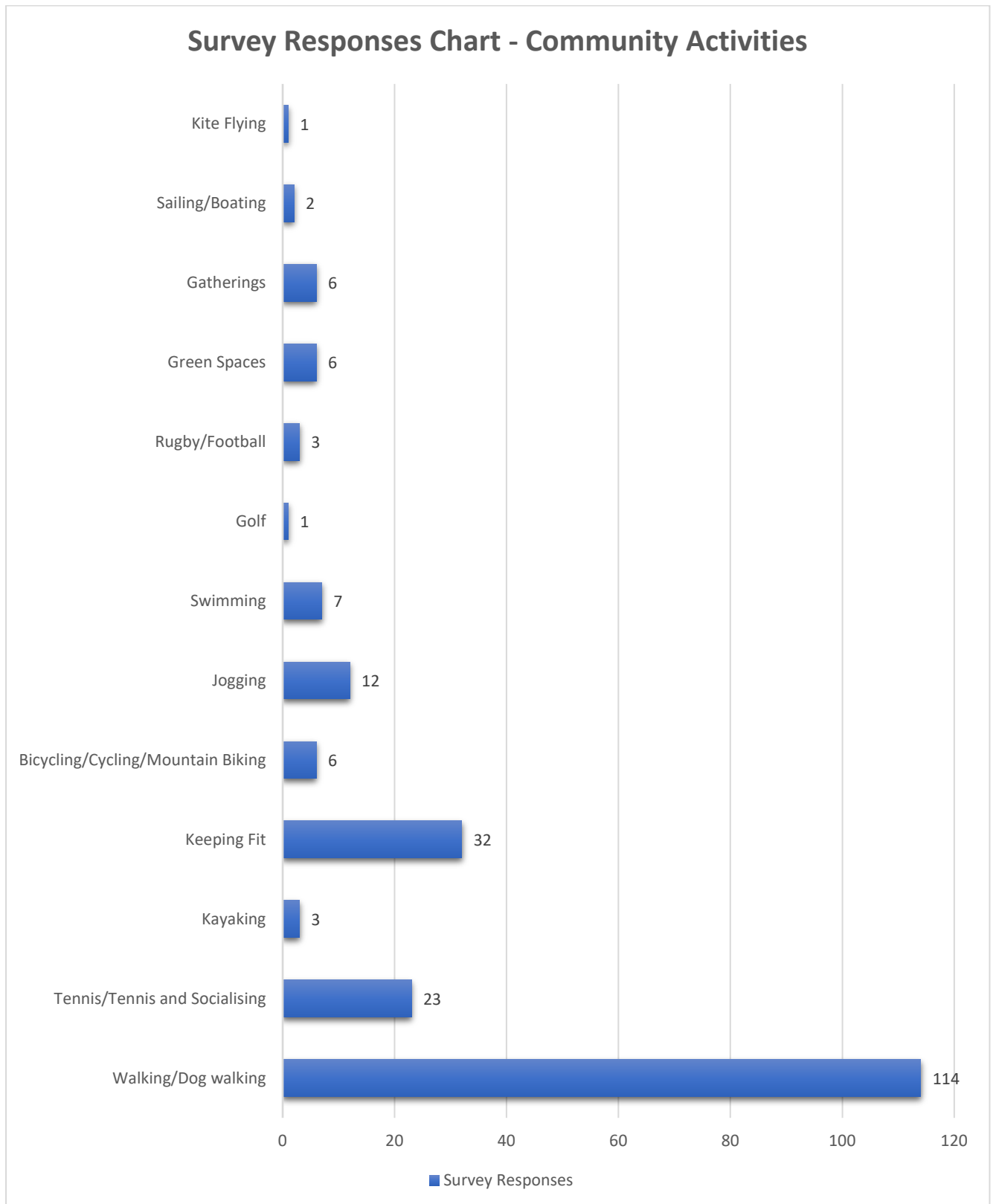
<b>Activity</b>	<b>Survey Responses</b>
<b>Walking/Dog walking</b>	114
<b>Tennis/Tennis and Socialising</b>	23
<b>Kayaking</b>	3
<b>Keeping Fit</b>	32
<b>Bicycling/Cycling/Mountain Biking</b>	6
<b>Jogging</b>	12
<b>Swimming</b>	7
<b>Golf</b>	1
<b>Rugby/Football</b>	3
<b>Green Spaces</b>	6
<b>Gatherings</b>	6
<b>Sailing/Boating</b>	2
<b>Kite Flying</b>	1

The survey also included the activities undertaken in the Rushcutters Bay Park and within the surrounding areas.

The activities selected were primarily outdoor activities, that required an open space to enjoyed. The most common activity selected was Walking/Dog Walking, followed by Keeping Fit and Tennis/Tennis and Socialising. The remaining activities were Jogging, Green Spaces, Gatherings and Cycling. These activities also require open space to be enjoyed fully.

# Darling Point Society Survey 2020

## Survey participants – Community Activities Chart





# Darling Point Society Survey 2020

## Summary

In conclusion, the Open Spaces and Green Vistas in Darling Point were valued by 96% of the individuals and 96.9% valued the established trees.

98% of the individuals surveyed, were not in favour of building the proposed skate park at the Rushcutters Bay site. In addition, 76% felt that a skate park would be a high-risk location and 54% stated they would, like the skate park in another location, with only 1.6% in favour of the skate park.

Regarding the level of safety in Darling Point, 87.6% stated that they feel safe in Darling Point and 23.2% stated that they were happy with the level of Police protection in the Woollahra Municipality. The level of risk was an issue, with 76% stating that the proposed skate park would be a high-risk location.

The survey individuals selected primarily outdoor activities, that required an open space. The most common activity selected was Walking/Dog Walking, followed by Keeping Fit and Tennis/Tennis and Socialising. The remaining activities were Jogging, Green Spaces, Gatherings and Cycling.